

# FIRE EXTINGUISHER CABINET

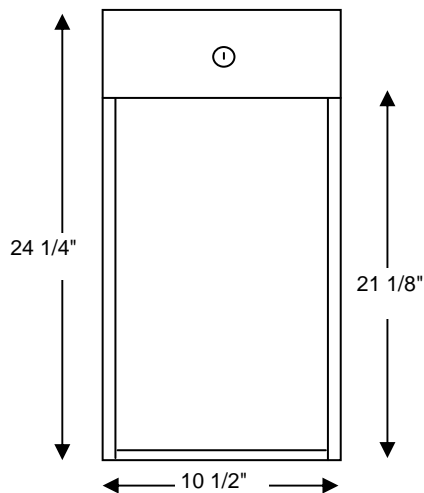
*CLASSIC SERIES* for 10 lb Dry Chemical Fire Extinguishers

**MODEL: C - 999**

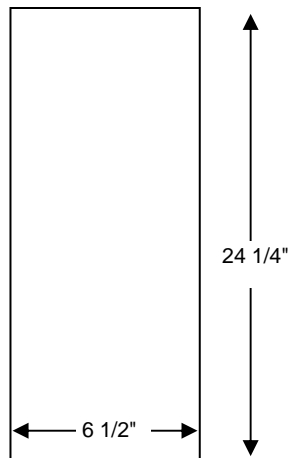


## SPECIFICATIONS:

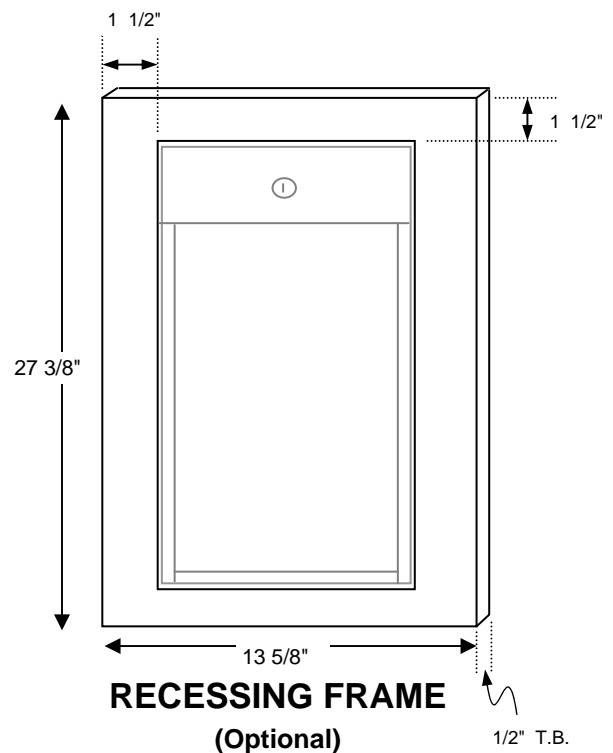
- Door & Tub:** 18GA. Galvanized Steel Construction  
**Size:** 24 1/4" h X 10 1/2" w X 6 1/2" d  
**Finish:** Electrostatically applied baked white enamel paint  
**Label:** UV Resistant Decal  
**Includes:** Keyed Alike Cylinder Lock with Key  
Scored Acrylic (21 3/4" h X 10 3/8" w)  
Breaker Bar & Chain  
**Packaging:** Individually boxed  
**Option:** Recessing Frame Available  
w/ 1/2" Turnback on trim  
Adjustable depth



**FRONT**



**SIDE**



**RECESSING FRAME  
(Optional)**